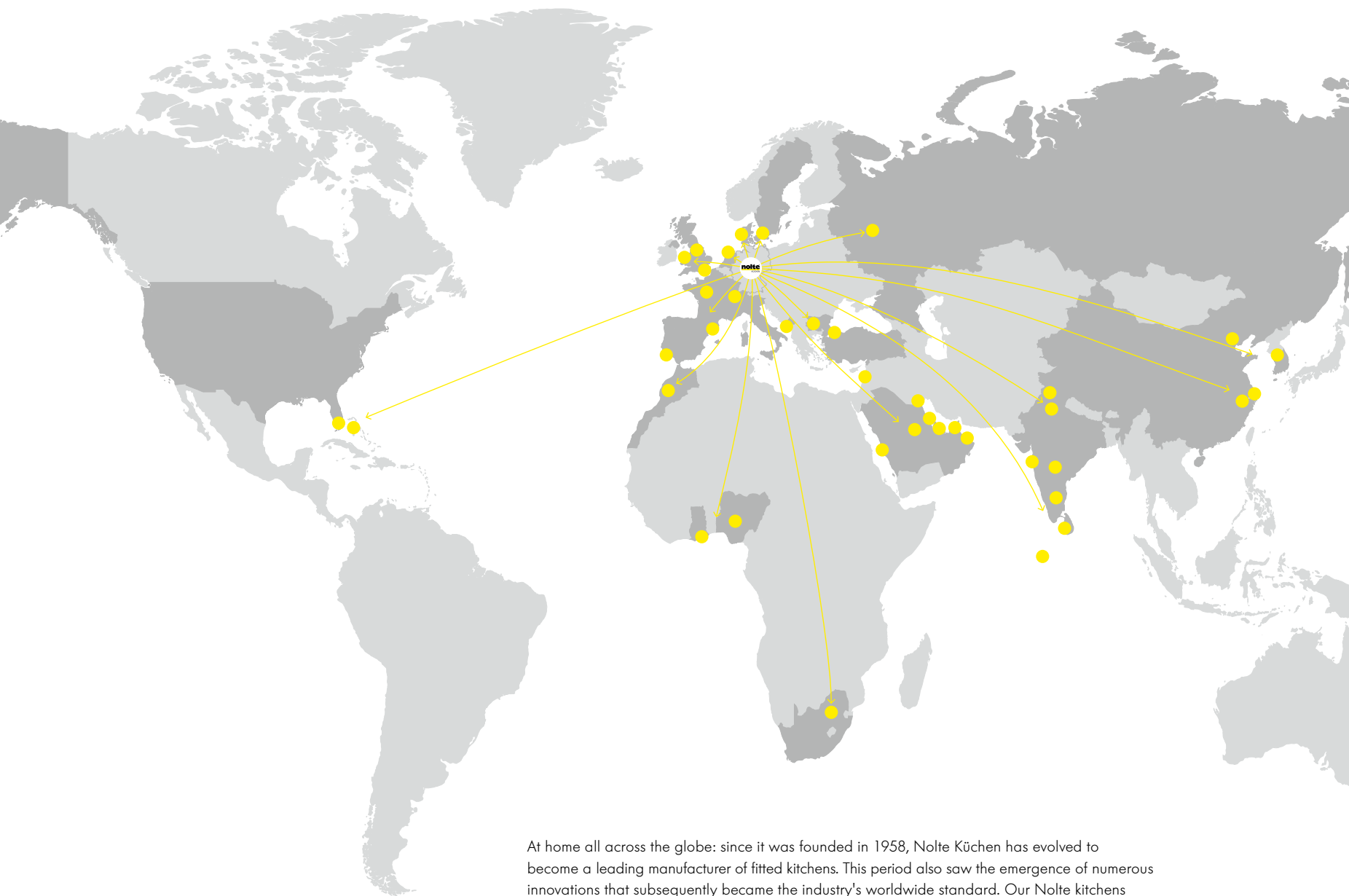


Living in the kitchen.

nolte[®]
KÜCHEN



KITCHEN JOURNAL



At home all across the globe: since it was founded in 1958, Nolte Küchen has evolved to become a leading manufacturer of fitted kitchens. This period also saw the emergence of numerous innovations that subsequently became the industry's worldwide standard. Our Nolte kitchens are manufactured on a production site measuring over 100,000 m² in Löhne and Melle. Here, our "Made in Germany" quality promise is part and parcel of our worldwide success.

In this Journal, we have highlighted kitchens with distinctive features:

MATRIXART – the handleless Nolte kitchen

MATRIX900 – Base units in a height of 90 cm with 20% more storage space

MATRIXART 900 – the handleless Nolte kitchen with base units in a height of 90 cm

Our kitchens delight and captivate with high-quality materials:



The fronts are finished in multiple coats of high-gloss or soft mat lacquer to meet the most exacting of demands.



As an authentic and genuine natural product, real wood conveys warmth and a sense of security.



Real glass, very high-quality surface in back-lacquered safety glass.



A surface that is both easy to keep clean and hard-wearing, high gloss or soft mat depending on finish.



Extremely hard-wearing and also low-maintenance thanks to the anti-fingerprint surface finish.



Layers of a blend of resins, lacquer and particles of metal make the front magnetic.



Each one of these hand-crafted fronts has a surface made of real cement and is one of a kind.



Very thinly applied coating to hide visible fingerprints marks on mat and glossy surfaces.



Worktops and end-panel elements used, thickness in mm.



MARC HOGREBE
Managing Director

MELANIE THOMANN-BOPP
Managing Director

KITCHENS FOR EVERY HOME

We know what people expect from a kitchen: they want a place to feel good in. To be at home. Kitchens today are much more than just a "work room". Most people think of their kitchen as a place for family and friends to gather in. A place where people share the cooking, talk and spend time together. This means the kitchen needs to be practical, but above provide a homely environment. Our goal is always the same: to plan a kitchen entirely in line with your specific needs, wishes and budget, so the kitchen becomes your home's new favourite place to be.

The Nolte Küchen brand has always been synonymous with exceptional quality, diversity and service. For us, quality also means long-lasting performance. Because only in this way can we help to ensure the sustainable use of raw materials.

For us, good is never good enough. We want to be better than average! It is not for good reason that we have won the "Germany's Favourite Kitchen Brand" award for the third time in succession.

In this journal you will find all sorts of suggestions and ideas on designing a kitchen as a living space that meets your specific personal wishes. So, be inspired for: living in the kitchen.



We produce in Germany – also officially certified by the Verband Deutsche Möbelindustrie Deutschland e.V., the association of the German furniture industry.



Once again named Germany's favourite kitchen brand and most popular supplier of kitchen furniture in 2022.



The golden M guarantees proven quality, safety and healthy home living.



Responsibility for our environment and the future of coming generations is something we take very seriously. This makes us especially proud to hold several certifications in this context!

CONTENTS



On over 7,000 m², our display centre in Löhne extends an invitation to discover every conceivable kitchen composition and product option on a 360° guided tour.

Brand ambassador Eva Brenner 6

PLANNING YOUR KITCHEN

From single galley to cooking island –
The right size for your kitchen 10

MatrixArt, Matrix900 and MatrixArt900 –
Nolte Küchen's grid system 12

Materials and surface finishes –
The choice is yours 14

MORE THAN A KITCHEN

Nolte LIVING –
perfectly coordinated living area 92

The utility room –
Everything stored next to the kitchen 94

HOME STORIES

Tina and her two utility rooms 96

Selina's hub of the home 98

Julia's kitchen: from planned period apartment
to home in the country 100

THE FULL LINE-UP

Materials and fronts –
All options at a glance 104

The mat lacquer concept –
Colour harmony in any combination..... 108

Perfect both inside and out –
Our carcass decors 110

Worktops –
In stone look, single colour or wood effect 112

ON-TREND KITCHENS

All up to Date!
Innovative materials.
On-trend colours.
Modern designs. from page 16



COUNTRY-STYLE KITCHENS

Traditional meets spirit of the age!
Classic shapes.
Modern planning.
Inviting places to sit. from page 40



TIMELESS KITCHENS

Simply classic!
Restrained colours.
Planning diversity.
Understated details. from page 52



SUSTAINABILITY

Our commitment to corporate culture,
the environment, people and society 114



The kitchen is the room of rooms.
We probably *live* more,
and more *intensively*,
here than anywhere else in the home.
It is the place where
we meet, where we encounter others.
As family or friends.
As a couple.
We *cook, eat* and *enjoy* ourselves
in the kitchen. And sometimes we have
all the time in the world as we do so.
We argue. And *make up again*.
We read, write, send emails, post messages.
And maybe philosophise a little.
And – quite secretly – the kitchen sets
the rhythm of our day.
Good morning. Then midday. Then evening.
And sometimes night ...
Which is *why we love* the kitchen.

Living
in the kitchen.



EVA BRENNER, NOLTE KÜCHEN BRAND AMBASSADOR

A familiar TV face in many homes across Germany, Austria and Switzerland: Eva Brenner. The graduate engineer in interior design hosted German television's "Happy at Home – Moving into a New Life" series for many years. Doing so, she developed all sorts of interior design solutions, helping many families to re-style their home. Among other activities, she took charge of managing building work, designing interiors and planning kitchens.

Eva Brenner gets her passion for interior design from her parental home: her mother always made sure they lived in a warm, inviting and decorative home. Her father, a craftsman, would take her with him on building sites. At an early age, she developed an instinct for colours and furnishings. She trained to become a draughtswoman, studied interior design and, in addition to "Happy at Home - Moving into a New Life", presented other German TV formats, such as "House of the Year" ("Das Haus des Jahres").

Since her initial time on "Happy at Home" ("Zuhause im Glück"), Eva Brenner was also working in cooperation with Nolte Küchen – and became Nolte brand ambassador in 2016. As a professional interior designer, she is the perfect expert for presenting our brand. And together with Eva Brenner we are pursuing a key goal: to plan the kitchen as the focal point of your home and create a solution that meets your specific wishes, needs and available budget. *Living in the kitchen.*



**Scan and
discover more!**


At various places in this journal, you will find QR codes that give you further information on the kitchen in question or on other specific aspects. Try it out.

FROM...
TO...

It can all be done!

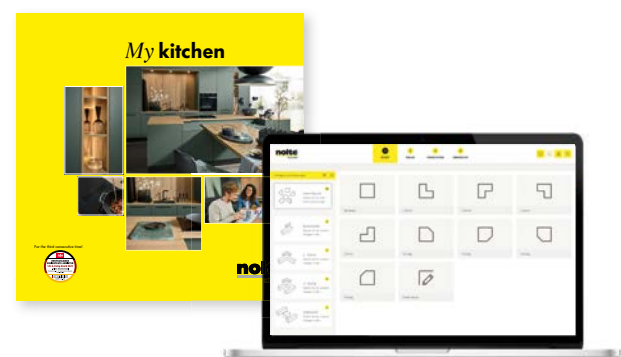
*To meet your
expectations,
taste and budget.*

PLANNING YOUR KITCHEN



FROM SINGLE GALLEY TO COOKING ISLAND – EVERY NOLTE KITCHEN CAN BE PLANNED IN THE RIGHT SIZE FOR YOU

When planning, you have all the options: whether large or small space, with or without a kitchen island, set across a corner, units opposite one another, against one or more walls – everything is possible with Nolte Küchen. Whichever kitchen you choose and whichever budget you have, Nolte kitchens can be matched to virtually any wish and produced to meet your every personal preference and need.



If you wish to take a closer look at planning your new kitchen, "My Kitchen" gives you numerous practical tips and suggestions on how to make perfect use of the space you have available. To start planning your kitchen straight away, use our web planner at **www.nolte-kuechen.com**

Ask your kitchen retailer for further information or order your copy of "My Kitchen" right here:



PLANNING OPTIONS



Single galley



L-shaped



U-shaped



Single galley
+ island



Single galley + island + counter



Single galley + island with table solution

PLANNING YOUR KITCHEN

HANDLE OR NO HANDLE, THAT IS THE QUESTION ...

There are two fundamental approaches to giving a kitchen a distinctive look: on the one hand, through conventional planning, which can be deliberately accentuated by a large selection of handles – on the other, with the handleless kitchen, which makes a clear design statement through its lines and, with them, exhibits a reduced style. Both approaches also let you choose whether to plan your kitchen in the standard carcass height of 75 cm or opt for the extra-tall 90 cm carcass.



MATRIX 900

by **notte** KÜCHEN

20% MORE TORAGE SPACE

Coming in a carcass height of 90 cm, Matrix 900 provides no less than 20% more storage space over the standard 75 cm height shown above. This makes optimum use of available space – particularly in small kitchens.

MATRIXART THE HANDLELESS KITCHEN

MatrixArt is the design-focused, handleless Nolte kitchen: a maximum of two horizontal finger pulls creates a neat impression with graphic clarity. Tall units also give you the option of including vertical finger pulls. On request, all finger pulls can be illuminated, accentuating the kitchen's lines with stunning effect. This is where you can choose from five different colours: stainless steel look, arctic white, white, quartz grey and black.



MATRIXART900

DESIGN MEETS STORAGE SPACE

Needless to say, our handleless kitchens are also available in the extra-tall carcass height. The very low plinth in conjunction with the 90 cm carcass height and the integrated finger pulls not only provide an ideal working height as well as 20% more storage space but also create a totally new kitchen look.



ALL SORTS OF DIFFERENT SURFACE FINISHES – TO SUIT YOUR PERSONAL TASTE AND BUDGET

Genuine or reproduction – hardly distinguishable. Admittedly, both are hard to tell apart because, first and foremost, all of the materials used in a Nolte kitchen are marked by a feel of particular quality. Genuine materials, such as wood, metal, lacquer or cement, are the perfect choice for kitchen fans with exacting expectations.

But high-quality reproductions are also available for many natural products. These absolutely authentic surfaces are in no way inferior to the original and surprise the senses with perfectly imitated texture and colouring. They also meet the wish for individuality and something special in a way that is second to none. Now all you have to do is decide...

LEGNO Oak champagne





ARTWOOD Natural bough oak

Wooden surface:

**LEGNO
TAVOLA** Real wood for
exceptional kitchens

ARTWOOD In no way inferior to the
original

Metal surface:

FERRO Our real metal front
is even magnetic

METAL An authentic interpretation
of the metal theme

Cement surface:

PORTLAND Our front with real
cement surface

**STONE
LUCCA** Realistic cement/concrete look
with a surprisingly genuine feel

Lacquered surface:

**SOFT LACK
NOVA LACK
FINE LACK** Ranges of genuine lacquer
in mat and gloss

**FEEL
LUX** Lacquered laminate as
an impressive alternative

TREND.

All up to date!


Innovative materials.

On-trend colours.

Modern designs.



MANHATTAN UNI Black green
WORKTOP Volcanic oak





MANHATTAN UNI

SHADES OF GREEN RE-INVENTED

The MANHATTAN UNI front in the new on-trend shade of black green brings even more natural authenticity into your home. This is where, shades of green are reinvented and experiencing a renaissance – in black green, MANHATTAN UNI makes a real eye-catcher. The aesthetically pleasing nuances of this green shade create a picture of delightful harmony when combined with wood decor finishes. A real alternative to the classic colour finishes!

- 1 Light in the right place:
Base and tall units can also be
upgraded with LED lighting
recessed in the side.



HANDLE COMBINATION 852
Black, metal





FRAME LACK / SOFT LACK Black green soft mat
WORKTOP Concrete white



HANDLE COMBINATION 850
Black, metal



1 Balanced combination:
fronts in black green, worktop and
splashback in concrete white.



FRAME LACK / SOFT LACK

COMBINATION WITH AESTHETIC APPEAL

What makes this kitchen so special is the combination of two different ranges of fronts from our mat lacquer concept. This is where modern and timeless elegance come together. Whereas FRAME LACK's many details are reminiscent of the country kitchen style, SOFT LACK makes a perfectly balanced counterpart with its modern sleekness. Combined with the worktop in concrete white, the result is a modern, timeless overall look. The best part: you can create this kitchen in 17 other colour finishes from our mat lacquer concept – entirely to your personal taste.





LUGANO LACK

EXCEPTIONAL AND STYLISH

The new LUGANO LACK real wood front in magma soft mat adds a particularly elegant design option to our range of fronts. The combination of LUGANO LACK real wood fronts with elements in wood, glass and granite creates a look of harmony that speaks quality. The use of genuine materials gives this kitchen a particularly elegant look and makes it the eye-catcher of your home. The black, illuminated display units underscore its classy look and perfectly frame for the appliance cabinets. Truly impressive, the generously sized cooking island in marble. It extends an invitation to talk and socialise with friends and family.



- 1 LUGANO LACK's authentic graining perfectly underscores this kitchen's classy style.
- 2 The drawer under the oven holds all the important utensils, keeping them in easy reach when cooking.
- 3 The glass display units with integrated lighting complement this elegant composition and give the kitchen a mark of style.



This is where you
will find your
**ALTERNATIVE
PLANNING
OPTIONS**



HANDLE COMBINATION 850

Black, metal



LUGANO LACK Magma soft mat



MANHATTAN

BLACK IN ITS HOMELIEST FORM

The new MANHATTAN oak nero creates a well-balanced combination of inviting homeliness and timeless elegance with its expressive surface texture which, depending on the incidence of light, changes from deep black to soft grey. Black electrical appliances, display cabinets with black anodised aluminium frames and black tinted glass, a black worktop and a black sink with matching mixer tap give this kitchen a particularly elegant aura.




MATRIX900
by **notte** KÜCHEN





- 1 The attention to detail becomes apparent on taking a look inside the units: the new display cabinets have no visible hinges, lifting their extremely homely feel.
- 2 Open shelf units and display cabinets with integrated lighting down the sides open up the otherwise somewhat understated kitchen and artistically set the scene in every space.
- 3 Black handle combination 851 goes perfectly with this kitchen.

MANHATTAN Oak nero
 CARCASE Graphite
 WORKTOP Black PRO

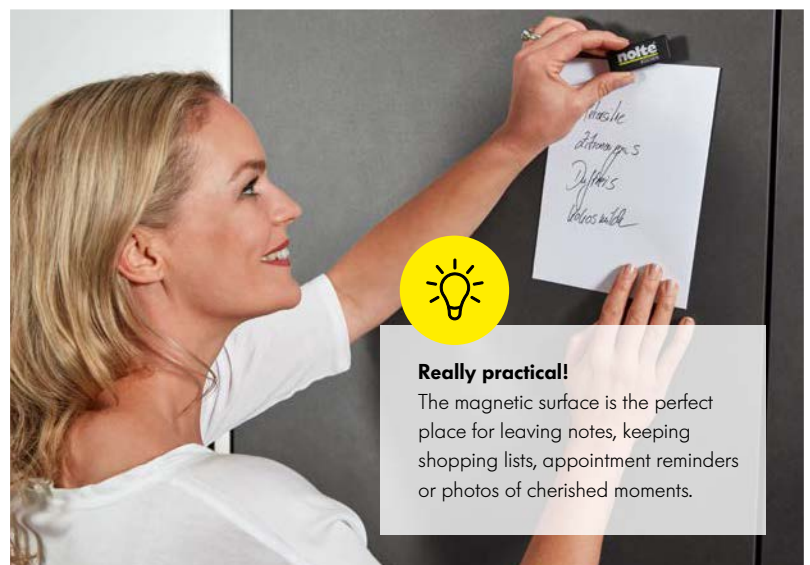




FERRO / SOFT LACK

PURIST WITH CLEAN LINES

With its real metal front, FERRO blue steel conjures an impression of cool elegance in the kitchen that benefits from a contrasting bright and airy feel by combining it with SOFT LACK arctic white soft mat. Making the kitchen an inspiring area where people just love to be.



MATRIX900

by **notte** KÜCHEN




- 1 The ceramic hob blends seamlessly with the purist design.
- 2 The open wall shelf unit with arctic white sliding doors creates an elegant connection to the living area.

HANDLE TRIM 561 Black anodised



FERRO Blue steel
SOFT LACK Arctic white soft mat
WORKTOP Black PRO





NOVA LACK

PRACTICAL CAN BE AS STYLISH AS THIS

An elegant, high-quality kitchen ambience is a joy to be in every day. All the more so when it also provides plenty of storage and space for what's dear to you. Illuminated finger pulls emphasise the horizontal lines of this kitchen which manages entirely without kitchen-typical wall units while still providing plenty of storage space.



**Everything organised
in the kitchen.**



nolte
KÜCHEN





The fastest way to perfect organisation in the kitchen. Download details now.

- 1 Practical boxes take everything to the table in one go and quickly clear it away again.
- 2 Everything in its place – maximum storage space perfectly organised.
- 3 The illuminated finger pulls underscore this kitchen's elegant lines.



NOVA LACK High-gloss platinum grey
SURROUNDING ELEMENT Henna red soft mat
WORKTOP Black PRO





LUCCA Cement anthracite
WORKTOP Beech heartwood



HANDLE COMBINATION 848
Titanium look, brushed



LUCCA

CEMENT LOOK IN PERFECTION

Do you love the on-trend cement look but don't want to invest in the genuine material? This makes the LUCCA front just the right choice for you! Anthracite combined with beech heartwood creates a kitchen with well-balanced contrasts. With the front being an authentic reproduction, there's bound to be enough of your budget left over for adding all sorts of other features to your kitchen – and all without having to sacrifice a stunning look either.

- 1 The classic corner unit with carousel makes perfect use of your kitchen's corner space.
- 2 Plenty of cupboard space: a carcass that's 15 cm deeper than normal provides storage space galore. Drawers can even be fitted below induction hobs.



Extra-deep worktop and units: 32% more storage space, while needing only an additional 15 cm at the wall.



STONE

PARED DOWN TO THE ESSENTIAL

This composition shows you how to create an impressive kitchen with the consistent interplay of black and white. The STONE front in white concrete provides a wonderful contrast with the elements in black. Illuminated MatrixArt finger pulls and shelf units with integrated lighting make inviting statements in this otherwise purist-looking kitchen.



- 1 Space is reserved under the hob for everything that needs to be in easy reach.
- 2 The handleless kitchen comes into its own in combination with slimline worktops.
- 3 Shelf units with integrated lighting are a real eye-catcher – especially in black.



MATRIXART
by **notte** KÖCHEN



STONE Concrete white

SOFT LACK

FRESH COLOUR FOR A CHEERFUL MOOD

SOFT LACK in avocado combined with arctic white soft mat creates a feeling of spring while cooking. However, as well as radiating an irresistible freshness, it is also completely practical and offers endless storage space. The open shelf unit at the end of the island and the arctic white 12 mm worktop with the PRO surface further enhance the spring-like lightness.



1 The intelligent corner solution provides ample storage space.




In Nolte kitchens, the Matrix 150 grid system makes it easy to integrate all oven brands in the standard 60 cm size for a perfect look – without any filler panels to spoil the overall impression.

MATRIX900
by **nolte** KÜCHEN



HANDLE TRIM 560
Metal look

SOFT LACK Arctic white soft mat
SOFT LACK Avocado soft mat
WORKTOP Arctic white PRO



SOFT LACK / LEGNO

HOMELINESS WITH AN INDIVIDUAL TOUCH

SOFT LACK deep blue in combination with LEGNO oak champagne looks elegant and homely alike. The central island provides plenty of storage space and work surface – also doubling up as a perfect room divider to the living space.



1



2

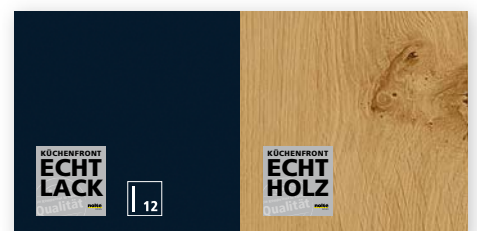


- 1 Perfectly organised:
interior organisation
in real oak.
- 2 Timeless contrast:
an outstanding combination
of different colours and
materials.




HANDLE COMBINATION 845
Stainless steel look

SOFT LACK Deep blue soft mat
LEGNO Oak champagne





NOVA LACK High-gloss graphite
 LEGNO Oak champagne
 WORKTOP Graphite PRO



NOVA LACK / LEGNO

NATURAL BEAUTY MEETS BRILLIANT DESIGN

This kitchen works wonderfully well by combining high-quality materials: NOVA LACK in high-gloss graphite harmonises perfectly with LEGNO and other elements in real oak champagne. The wall units in a height of 135 cm conjure a spacious look with ample storage.



- 1 The larder-unit carousel shelves provide optimum access to storage space.
- 2 Minor detail, major effect: islands and base units can be designed with plinths set back by the same distance at front and side.



COUNTRY STYLE.

Traditional meets spirit of the age!

Classic shapes.

Modern planning.

Inviting places to sit.

LUGANO LACK

COLOURFUL EYE-CATCHER

The classic white country kitchen has been reinventing itself for a number of years now. Adding LUGANO LACK, we are extending our line-up by a modern interpretation of the framed look in real wood. Particularly striking: the hip henna red colour shade. An eye-catcher! Authentic graining on the fronts underscore the popular country-kitchen style. Of generous proportions, this kitchen manifests itself as a veritable space wizard. And anyone combining black handles and a worktop in basalt look, for example, gives LUGANO LACK that certain something. Classy, but not over the top – homely looking wooden fronts will soon make this kitchen a favourite place to be.



- 1 Quickly and easily to hand: the larder unit ensures perfect organisation, providing storage space for kitchen utensils of every size.
- 2 Whether espresso in the morning or tea and biscuits in the afternoon: this bench makes an inviting retreat in the middle of the kitchen.

i

How do you keep kitchen cupboards neat and tidy?


Our blog gives you all sorts of tips on how to get your kitchen cabinets properly organised.






HANDLE 91A
Black

LUGANO LACK Henna red
WORKTOP Basalt





TORINO LACK Lava soft mat
WORKTOP Marble brown



HANDLE 208
Manganese bronze



TORINO LACK

CLEAR STRUCTURES WITH FEEL-GOOD CHARACTER

Perfectly balanced interplay of form, colour and surface finish. Between bygone days and postmodernism: a breath of the Roaring Twenties attractively combined with the modern age, creating a kitchen that makes a style statement with its clean and elegant lines. The fronts in calming lava soft mat grey tones and the quality-looking solid wooden drawers are stylishly accentuated by the manganese bronze on display unit, handles and mixer tap.

- 1 The handles skilfully create highlights from the glamorous Art Deco world.
- 2 High-quality drawers in oak pinot veneer are an exclusive detail.





FOCUS

CLASSICS RE-INTERPRETED

The narrow framing on the FOCUS front is unfussy, lightweight in looks and almost purist in design. The appliance block interrupting the row of units at the back gives this kitchen a look that could, for all intents and purposes, be American in the way it feels. Illuminated display cabinets as base units open up the island to the living area. Welcome!




- 1 Provide plenty of storage space: wall units in a height of 105 cm.
- 2 Well-organised drawers and illuminated pull-outs quickly show you where everything is.



HANDLE 317
Stainless steel look


FOCUS Platinum grey soft mat
WORKTOP Black PRO





HANDLE 209
Stainless-steel look

PORTO White soft mat
WORKTOP Marble white






PORTO

RUSTIC CHARM IN MANY FACETS

PORTO white soft mat easily makes the dream of a country-style kitchen come true. Here, the characteristic facettted look of the fronts is stylish and timeless. The integrated library and the classic crockery cupboard with elegant glass cabinet doors pick up on the style of the kitchen frontage. Matching cornice profiles emphasise the country kitchen look and underscore the attention to detail.

- 1 Classic crockery cupboard re-interpreted – this sideboard provides additional storage space.
- 2 With its bevelling, the glass cabinet picks up on the style of the fronts.





WINDSOR LACK Lava soft mat
WORKTOP Basalt



HANDLE 204
Stainless-steel look



WINDSOR LACK

HAVEN OF PEACE IN TRADITIONAL COUNTRY-KITCHEN STYLE

WINDSOR LACK lava soft mat is perfect for a kitchen in traditional country style. Its characteristic style elements make it a real eye-catcher for admirers of kitchens reminiscent of a bygone age and for those not wanting to forgo practical convenience.

- 1 The open end shelf element visually relaxes the ensemble of wall units and provides easy access to crockery or spices, for instance.
- 2 Matrix 150 even permits a properly functioning drawer directly below the induction hob.



TIMELESS.

Simply classic!

Restrained colours.

Planning diversity.

Understated details.



- 1 Exquisite eye-catcher:
the high-quality
glass splashback in
platinum grey.
- 2 Clever detailing:
The combination of
25 mm side panels in
high-gloss platinum grey
and the 12 mm option
in oak barolo makes a
homely statement.



FINE LACK / TAVOLA


SHINING EXAMPLE

Our high-gloss FINE LACK real lacquer front lets you make brilliant statements in your kitchen. Combined with warm elements, such as TAVOLA oak barolo, you can create a modern and elegant ambience. To make your kitchen a real looker.

HANDLE TRIM 675 Stainless steel look



FINE LACK High-gloss platinum grey
TAVOLA Oak barolo






PLUS / MANHATTAN

KITCHEN AS THE SOCIAL HUB

The PLUS range in lava soft mat gives you all sorts of ways to get both timeless and modern colours and fronts into your kitchen. The fronts make the perfect combination with wood decor finishes, as shown here with oak graphite silver. And benefiting from the forgiving anti-fingerprint surface finish, finger marks on the front hardly ever occur. PLUS in lava tone looks homely and inviting. Make your kitchen a place to meet for convivial evenings among friends, where people like to laugh, chat and play the odd board game. Be ready for some unforgettable moments in and with your new kitchen!

MATRIXART
by **noite** KÖCHEN



**The perfect drinks
for a relaxed evening
playing cards?**

You'll find some great recipes
and suggestions in our blog.

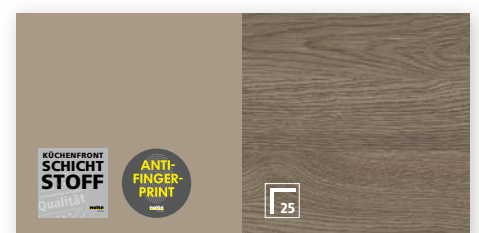




This is where you
will find your
**ALTERNATIVE
PLANNING
OPTIONS**



PLUS Lava soft mat
SURROUNDING ELEMENTS Oak graphite silver
MANHATTAN Oak graphite silver



FINE LACK

KITCHEN FOR FAMILY TIME

FINE LACK in high-gloss arctic white gives you the key to planning an open-style, bright kitchen. Consistent elegance on the fronts has been interrupted here by vertical and horizontal ambient lighting. In this kitchen, the row of kitchen cabinets and larder units have been fitted along the walls in a way that helps to save space. This creates more space for a large dining table or for the young man to play and let off steam. The beech heartwood decor finish, which features both on splashback and bespoke shelving, conjures an even greater sense of homeliness.



MATRIXART
by **noite** KÖCHEN

i


Home-made paper kites!

Our blog gives you instructions on how it's done.





FINE LACK High-gloss arctic white
END PANELS Beech heartwood







PLUS

A LIAISON OF STYLE

Dark grey fronts, mat black highlights combined with a matching wood decor finish – classic and yet right on trend. Paired with graphite silver oak, PLUS in graphite soft mat with anti-fingerprint surface finish creates a combination that's second to none in the homeliness stakes.

PLUS Graphite soft mat
SURROUNDING ELEMENTS Oak graphite silver
WORKTOP Graphite PRO





- 1 Understated yet eye-catching:
the mat black fitted sink blends harmoniously
into the kitchen's overall look.
- 2 Create a homely feel: open shelving in oak
graphite silver provide space for more than
just cookery books.



HANDLE COMBINATION 851
Black, metal





HANDLE COMBINATION 855
Volcanic oak, wood

FLAIR White soft mat with edge in volcanic oak
MANHATTAN Volcanic oak
WORKTOP Premium white PRO





FLAIR / MANHATTAN

THIS IS WHERE EVERYTHING GOES TOGETHER

A sense of harmony always pervades wherever colours and patterns create a whole - and are reflected in different parts of the kitchen. As here: where MANHATTAN volcanic oak meets the statement edge from FLAIR, perfectly colour-matched to create a look of delightful harmony. Almost invisible from the outside, it only really becomes apparent when the doors and pull-outs are opened. Also in volcanic oak, the handles complement the look of this kitchen with absolute perfection.

- 1 Harmony in perfection: the coordinated fronts and handles give this kitchen that certain something.
- 2 Distinctive design element: the statement edge in volcanic oak.
- 3 The use of volcanic oak inside the open compartments too complements the look of this kitchen in a way that couldn't be more perfectly balanced.





MANHATTAN / SOFT LACK

PERFECT SYMBIOSIS OF STORAGE SPACE AND DESIGN

The MANHATTAN front in volcanic oak provides bold contrasts. Its distinctive decor ideally complements the calm SOFT LACK front. The wall unit height of 105 cm also gives this kitchen a very individual look. The units are perfectly complemented by the open shelves and a white lowboard.




3

- 1 This larder unit provides perfectly accessible storage space over the full height of 210 cm.
- 2 The white front on the central kitchen block contrasts perfectly with the volcanic oak decor fronts.
- 3 Included as standard at Nolte Küchen: the matching interior decor, shown here in volcanic oak.

HANDLE TRIM 675 Stainless steel look



MANHATTAN Volcanic oak
CARCASE Volcanic oak
SOFT LACK White soft mat







ARTWOOD

BALANCED NATURAL AUTHENTICITY


Combined with the terra mare worktop in stone look, authentic ARTWOOD natural bough oak grain exudes a look of harmony that's borrowed from nature. Handles, extractor or fitted sink in black all make modern statements.



- 1 Perfection both inside and out: the oak look on the fronts continues through on the inside too. This not only creates a consistent look but at Nolte Küchen also comes as standard – without any additional charge.
- 2 Bottom drawer – for extra storage: the space behind the plinth is usually hollow, making it space that's wasted. This drawer goes right down into the plinth which means that both pull open together.
- 3 Power sockets that do a vanishing act: the retracting power sockets only surface when they're needed. Perfect for hand blender, mixer etc.



HANDLE 217
Black



ARTWOOD Natural bough oak
WORKTOP Terra mare

PORTLAND / TAVOLA

NATURALLY HOMELY

What a stylish combination: PORTLAND sapphire grey real cement together with the classy TAVOLA oak pinot cuts a particularly elegant and impressive figure with a look of quality. The open shelf unit with glass shelves and illumination is an extravagant highlight. With the worktop in cement sapphire grey, the kitchen island appears to come from one and the same mould, and the singled-out raised ovens are both an eye-catcher and practical to boot.



- 1 Anything but "typical kitchen": dark glass shelves, brightly illuminated.
- 2 Applied by hand, the real cement surface makes every front one of a kind.



MATRIXART900
by **notte**KÜCHEN

PORTLAND Cement sapphire grey
TAVOLA Oak pinot
WORKTOP Cement sapphire grey





PORTLAND / PLUS

PRACTICAL EAT-IN KITCHEN FOR THE WHOLE FAMILY

Copious storage space, lots of work surface and a generously sized dining table make this kitchen a hub for the whole family. At the same time, huge importance has been attached to planning the kitchen with high-quality materials: this is evident in the use of PORTLAND in real cement and in the laminate PLUS fronts with anti-fingerprint surface finish.



- 1 Large drawers and pull-outs provide plenty of well-structured storage space.
- 2 The doors on the wall units open upwards so as not to get in the way, while also making storage space easy to reach.
- 3 Whether large refrigerator, a whole battery of electrical appliances or simply lots of storage space – this is where there's a place for everything. A further visual highlight is the vertically integrated lighting.



PORTLAND Cement anthracite
PLUS White soft mat
WORKTOP Cement anthracite





PLUS / LUCCA

WHEN KITCHEN AND LIVING SPACE BECOME ONE

Cooking needs a setting. This kitchen design takes that literally, and doesn't only create an eye-catcher. There is also plenty of storage space in the floor-to-ceiling units. The surfaces open up the kitchen to the living space with absolute perfection. The matching sideboard is a piece of furniture that provides an elegant transition into the aesthetics of your living space.



HANDLE COMBINATION 827
Black



PLUS Black soft mat
LUCCA Cement sapphire grey



- 1 Right up to the ceiling:
never waste storage space!
These cabinets create an elegant
finish to the kitchen and create
even more space.
- 2 Floating waste bin system:
the right place at the right height
with the right layout. Sometimes good
solutions can be so simple.





TAVOLA / STONE

HOME WITH A YOUNG FEEL

Kitchen and living room perfectly combined in a small area – TAVOLA oak pinot with STONE in concrete is a refreshing duo. It is homely, modern and provides plenty of storage space. Practical: the Matrix 150 grid size even leaves space for a drawer under the induction hob. Lovely: the open shelf unit at the end converses with the living area.



The fastest way
to perfect organisation
in the kitchen.
Download details now.



HANDLE COMBINATION 829
Stainless steel look




TAVOLA Oak pinot
STONE Concrete

SOFT LACK / MANHATTAN

LITTLE SPACE – LOTS OF KITCHEN

The practical U-shaped design of this kitchen permits optimum use of the space that's available. The combination of SOFT LACK sahara soft mat and the worktop plus splashback in oak graphite silver conjures a warm ambience. The open shelf unit facing the living space creates the perfect crossover and provides additional storage space.




- 1 The worktop extends into the window reveal, providing additional storage surface.
- 2 No corner is left unused – the use of a carousel unit provides optimum storage space even in places that are otherwise hard to reach.



HANDLE COMBINATION 848
Titanium look, brushed

SOFT LACK Sahara soft mat
WORKTOP Oak graphite silver
MANHATTAN Oak graphite silver





SOFT LACK

NOT A KITCHEN AT FIRST GLANCE


This kitchen is integrated unobtrusively into the living area and is almost unrecognisable being one at all. Clever planning, however, gives it all the attributes of a modern kitchen – but only at second glance.




- 1 The oven fitted into the side is planned so as not to be visible from the living area. A practical pull-out larder unit with ample storage space is perfectly integrated into the overall look.
- 2 Fan module rather than extractor hood – cleverly planned in this way, electrical appliances remain completely hidden from view in this kitchen.



SOFT LACK White soft mat
WORKTOP Cement anthracite





HANDLE TRIM 561 Black anodised



FEEL Platinum grey soft mat
WORKTOP Natural stone anthracite





FEEL

HIGH QUALITY THAT'S NOTICED

Dark natural stone, light grey fronts and minimalist handles give this kitchen timeless elegance. Added to this, there are other details such as a flush-mounted sink and a unit integrated in the wall for electrical appliances and storage. And with the addition of a small bar counter, you will create a room that you won't want to leave in a hurry.

- 1 Practical interior pull-outs behind a hinged door neatly organise contents and keep them in easy reach.
- 2 This granite sink is flush fit into the worktop, and blends beautifully with the design.





Lighting for vertical handle profiles FREE!

See promotion conditions at www.nolte-kuechen.com



NOVA LACK


WHITE CAN LOOK AS MODERN AS THIS

Anyone wishing to follow the trend towards a tidy, clean-looking kitchen with generous, large surfaces has no other option: tall units and appliance cabinets with uninterrupted doors. The minimalist impression is reinforced yet further by the illuminated MatrixArt handle trim profiles. The new oak barriqué worktop decor provides the appropriate, contrasting surrounding elements, which is also reflected in the floating wall shelves.

- 1 Mixer, espresso machine or juicer: many kitchen appliances have become lifestyle objects. When they start to get out of hand but are still needed every day, this is where a top-mounted unit with lift-up door comes into its own.
- 2 Illuminated MatrixArt handle trim profiles underscore the clean look of the uninterrupted fronts on tall and appliance units.



NOVA LACK High-gloss white
WORKTOP Oak barrique





ALPHA LACK

PLENTY OF ROOM FOR THE ROOM


Despite its compact size, this kitchen gives a generous feeling of space. Besides doing away with classic handles, this is also attributable to the absence of any floor-to-ceiling tall and appliance units.



- 1 With Nolte Küchen, even a hallway area can easily be furnished in matching style.
- 2 The worktop's warm-looking decor in oak barrique contrasts with the light-coloured look of the fronts and continues in splashback form on the wall to complete the look of harmony.
- 3 Ergonomics in top form: a raised dishwasher is easy on the back.




ALPHA LACK High-gloss white
WORKTOP Oak barriqué





MATRIXART
by **note** KÜCHEN



GLAS TEC PLUS High-gloss white
WORKTOP Black PRO



- 1 The integrated wall-unit lighting helps to create the exceptional lighting mood.
- 2 The illuminated MatrixArt finger pulls accentuate the perfectly balanced lighting concept.



GLAS TEC PLUS

A KITCHEN FULL OF HIGHLIGHTS

Black-and-white combinations are true classics. GLAS TEC PLUS is more: a genuine treat for the eye. This is thanks to the high-quality real-glass fronts and the designer glass doors with frames in mat black aluminium, or the black MatrixArt finger pulls. Accessible from both sides, the work surface provides plenty of space for cooking and storage.

Lighting in the kitchen not only creates a homely atmosphere or adds statements, it also helps to make us feel good. The illuminated MatrixArt finger pull creates a special ambience and tastefully underscores the kitchen's lines.



MATRIX900

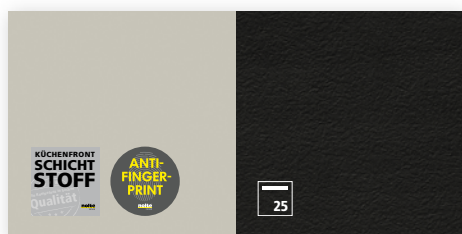
by **nolte** KÜCHEN



HANDLE TRIM 560 Stainless steel look



PLUS Platinum grey soft mat
WORKTOP Black PRO



PLUS

PERFECT IN EVERY DETAIL

Small space with sloping ceiling?
Not a problem with Matrix900! Our practical 90 cm carcass size gives you maximum storage space even in a smaller-type kitchen. Full of charm, the light-coloured PLUS platinum grey soft mat front is restrained and harmonises with the entire composition.



- 1 Coming in a carcass height of 90 cm, Matrix 900 provides no less than 20% more storage space over the standard 75 cm height. This makes even better use of every corner and you always have everything at your fingertips.
- 2 Perfectly integrated: compact dishwashing centre with dishwasher and waste sorting.



**MORE THAN
KITCHENS.**

All on a one-stop basis!

*Utility rooms that do a perfect job.
Coordinated living spaces.
End-to-end solutions.*



- 1 Here, the front in LUCCA cement sapphire grey provides the perfect transition to the living and dining area.
- 2 Exuding warmth and homeliness, the surface in TAVOLA oak pinot creates an exciting contrast to the SOFT LACK platinum grey soft mat fronts.
- 3 ARTWOOD natural bough oak gives you the same decor in both living area and kitchen – all complemented by an elegant display unit solution.



NOLTE LIVING – PERFECTLY COORDINATED LIVING AREA

At Nolte Küchen, the materials you choose for your kitchen can also be used to style your living area. In terms of visual appeal, our modern furniture lets you perfect the transition from kitchen to other spaces in the home, such as living or dining area.



Discover
more about
Nolte LIVING.



EVERYTHING STORED – NEXT TO THE KITCHEN

So, what sort of utility room would you like to have? This, of course, depends entirely on the space you have and on your personal needs. Some prefer to use it as a storage room for household items, others turn it into a lovely dressing room with numerous drawers providing plenty of space. Just as you please. Or create the perfect room divider: on the one hand a practical utility room with everything that goes with it, and, on the other hand, an attractive hallway area with coat rack and wall unit as a chest of drawers – where keys can be kept, for example.



Perfectly coordinated
living area
Intelligently planned
utility room

Nolte
LIVING

nolte
KÜCHEN



The fastest way to an
intelligently planned
and logically furnished
utility room.
Download details now.

- 1 Cleverly done: the clothes cupboard as room divider provides plenty of space.
- 2 Small wall unit as mini-sideboard: ideal for everyday bits and pieces.



Tina Ruthe (@tinaruthe_) lives in Bielefeld with her husband and twin daughters Emmi & Lilli (5). After training as a doctor's receptionist, she studied health communication and completed her Master's degree in Public Health. Tina blogs and writes about all sorts of topics, including mumlife and fashion. She spends a lot of time with her family, but also likes to be out and about with friends.

Nolte Küchen ✂ @tinaruthe_

What made you share your life on Instagram?

It was never my plan, but when I used to be on Facebook, I felt that posting too many pictures made me a bit of a nuisance. Then came the Instagram app – precisely the medium where pictures are called for. So I switched.

You've got two new utility rooms, which isn't all that common these days. Where did this idea come from?

We moved in here eighteen months ago and have these two rooms. They were an absolute mess. And with me loving everything in its place, at that. I love things tidy, when everything has its home. But there was no way I could get that done here. It was a hotch-potch of shelves. Must admit, getting them furnished as practical utility rooms did feel a bit daunting. That's where Nolte Küchen came in.

Did you have any idea of what you wanted your utility room to look like? Or did you tend to get inspiration from the Nolte FORUM?

Yes, it was the FORUM that did it. Before, I had no idea that there's a cupboard to keep things in like a vacuum cleaner, mops and the like, and how practical that can be!

This is where you went for olive green, not everyone's choice. How come?

Well, to start with, my eyes are green. It all depends on the shade, but olive green is probably the absolute on-trend colour right now, and I absolutely love it.

What were the must-haves you really had to have?

We have two utility rooms: one for laundry, one for storing things – with bottle crates and a fridge. For me, it was important to integrate the built-in refrigerator, and also have a cupboard for stacking the bottle crates in. The must-haves in the other utility room were drawers to sort washing in.



"Olive green is probably the 'it' colour right now – and I absolutely love it."

What was important to you in the utility room?

Storage space. And a clear floor. Before, there were baskets full of washing everywhere. I really wanted to get away from all that and keep laundry in drawers until it's washed, just to make things look tidier.

You also played an active part in planning your utility rooms yourself, didn't you. Did you enjoy it?

Loved it, just to see how everything was all shaping up. But I'm also a great believer in "letting others do things who know more about it than I do." These fantastic people from Nolte Küchen for instance: I got so much help, like with the colours to paint the walls in. There really are so many people out there who can do it far better than I can, and that was the case at Nolte Küchen too.

You said you like things neat and tidy.

You mean everything inside your cupboards?

Yes, I'd like to see everything in its place inside my cupboards too. I often get into a mess and then end up having to tidy things up. In my mind, there needs to be a place for everything. Boxes in cupboards are always great for keeping things tidy. In the utility room, we have a larder unit that helps us keep things tidy. My cupboards here are almost like in a kitchen: storage space everywhere, closed fronts and no mess.

What does living in the kitchen mean for your life?

It really is all about getting food on the table, all day long. With a cuppa in between every now and again. For me, an open-plan kitchen is great for communicating. Doesn't matter, whether it's with family or friends it's so lovely. I get a lot of pleasure from that.

Here you'll find Tina's
whole home story.





Selina (@seli_schne) lives with her husband Sebastian in the beautiful Lahn-Dill district on the outskirts of the town of Haiger in the north of Germany's state of Hesse. She works at a bank in sales management/marketing and husband Basti in the metal industry. Ever since a child, Basti has been a talented striker in footy. Selina's passion is dancing. But she also loves baking, is a big film and series fan and a family person through and through.

Nolte Küchen X @seli_schne



*"Our kitchen is the hub of the home,
and the first thing you can't fail
to notice when you come in. "*

How important is the kitchen in your home?

Hugely. It's the hub of the home, and the first thing you can't fail to notice when you come in.

What could your kitchen never be without?

What were your key criteria?

I'd definitely say a huge fridge and a flush-mounted hob with down-draft extractor. I simply can't stand conventional extractor hoods. And our kitchen was also to be without any handles.

What made you go for an open-plan kitchen?

Have any advice on making open spaces homely and inviting?

Although you're cooking in the kitchen, I think it's important to be able to communicate with everyone you share the home with. Just makes cooking or baking so much more of a pleasure. But a set-up like this also suits us down to the ground in the modern way we live. To get things looking homely in an open-plan living space, the worst thing you can do is go for two different floorings. It all looks too busy and creates a rift. We've gone for parquet flooring throughout. It brings a sort of warmth into the home. So far, we can say it does a great job in the kitchen too. Of course, you're always wiser later on, but that would also be the case with any other flooring when it is new.

You live in a Scandinavian minimalist style.

What makes you like this style of furnishing so much?

And: does it reflect the type of person you are?

Yes, I think so, goes with me very well. I'm fairly straightforward, direct and honest. Yet, I'm also a person who's totally ruled by my heart. This mixture of both elements is reflected in my interior design style. I get rid of things all the time and live by the motto: less is more.

What advice would you give others when it comes to planning a kitchen?

1. Take your time.
2. Don't let yourself be carried away by current trends, but also realise that the type of kitchen you're planning will probably be with you at home for the next 20 years. So ask yourself, will I still like this or other front in 5 years' time.
3. Include as many pull-outs/drawers as you possibly can. There's nothing better and more practical.
4. Take bold steps when it comes to downdraft extractors as an alternative to the conventional extractor hood.

What made you opt for Nolte Küchen, and how did you come across Nolte Küchen?

My parents also had a Nolte kitchen in the second home they moved into, with a large kitchen block and tall units set back into the wall. Not only the whole look but the quality left me in no doubt from the word go.

Here you'll find Selina's
whole home story.



Before: old-build apartment with high stucco ceilings and terrace in the city. After: new home without stucco, but with gallery and garden in the country.

After living in Vienna, Austria's capital, for many years, Julia (@hanghaus15) returned home and built a detached house with her partner in a quiet, picturesque community in Lower Austria. The floor plan largely came from the couple themselves, and much of the work on and around the house they did themselves. Views and light were two of the main reasons for choosing the site. Situated on a south-facing slope, the house combines both. Its interior design also combines modern with classic, and fills the new building with a very special charm.



Nolte Küchen X @hanghaus15

In one of your posts, you write about love at first sight on glimpsing your kitchen. Why do you think that was?

As usually the case with love at first sight: it's hard to explain, but everything just fits. Before, I had no idea what my dream kitchen was going to look like, and thought it was going to be a long old selection process. In the end, it was probably the interplay of design, colour and stunning details, like the bronze handles. I'm fascinated by the architecture of Art Deco, and my kitchen design is very much based on that.

How would you describe your kitchen?

Unusual, but not overpowering. Understated, yet never dull. Classic, but never dowdy.

Did it take courage to choose a design as unusual as this?

Really don't think the design is all that spectacular to call for any particular courage. But maybe it's not the typical kitchen you'd find in new Austrian build. Let me say to everyone, don't be too guided by trends, but listen to your inner self and choose what you really like best. After all, the kitchen is an investment that will live with you for years, if not decades.

What was it like planning the kitchen?

Before I start, I must say we discarded almost every plan about three times in the construction phase. Walls were taken out, sky lights chiselled into the concrete ceiling, windows moved... and even the kitchen's layout was changed at the very last minute. What helped us most was to create the kitchen, before it came into being, using cardboard boxes and play through the work processes. Hand in hand with our patient kitchen planner, we were finally able to find the perfect answer.

What's the worktop made of?

What made you go for that?

We chose a 3 cm slab of white quartzite. I like the look of marble – but was advised not to use it in the kitchen. In terms of look, maintenance and virtual indestructibility, quartzite meets every demand we place on a worktop.

The illuminated display unit is a particular highlight!

What made you go for it?

I can only go back to the first answer. Back in 2020, we discovered the display cabinet in this Kitchen Journal, and immediately started thinking where we could feature it in our layout. It, too, has played musical chairs on numerous occasions during the planning process. At the end of the day, the glass display unit has taken centre stage in our kitchen. The strip light adjusts from any colour temperature from cool to warm white, and often gives us ambient lighting in the evening.

What does living in the kitchen mean for your life?

Given the open-plan design of living and dining area, the kitchen is not only a means to an end, but also extends an invitation to feel good in. Something I really wanted in every room.



"As usually the case with love at first sight: it's hard to explain, but everything just fits."

Here you'll find Julia's whole home story.



**THE WHOLE
THING.**

Everything we have!

*Our fronts, colour options,
materials and decor finishes:
The choice is yours.*



ALL OPTIONS AT A GLANCE

This is where you can quickly find your way about all available options: the next few pages show you our wide range of fronts that are manufactured in line with the innovative Matrix 150 grid system and can feature any handle you choose – all clearly structured by price group.



LACQUERED LAMINATE

An extremely calm looking surface and optimum durability are characteristic of lacquered laminate. The fronts are made from an engineered wood panel with a lining lacquered in the course of the production process. High gloss or soft mat, just as you choose.



LAMINATE

A high-quality, soft mat and extremely hard-wearing laminate surface with anti-fingerprint properties.



GENUINE LACQUER

High-gloss genuine lacquer fronts are lacquered in several coats and then polished to produce a sealed and particularly smooth surface. Besides high-gloss fronts, fronts are also available with a soft mat genuine lacquer finish. The latter captivates with its interesting feel.



GENUINE GLASS

Genuine glass fronts – luxurious and homely. Coated with adhesive throughout, a back-lacquered pane of toughened safety glass is bonded to the high-quality substrate material. The extremely hard-wearing glass front gives the kitchen a modern transparency and feeling of space.



REAL WOOD

As an authentic and genuine natural product, wood conveys warmth and a sense of security. The natural variations in colour and texture visible in the grain are an inherent part of wood. Used in the kitchen, the natural material lends itself to quality craftsmanship while conveying its charm and character.



REAL METAL

The real metal fronts give your kitchen an authenticity that oozes with character: several layers of a mixture of metal particles, resins and colour are applied to a base panel made of engineered wood and sealed with clear lacquer. The result additionally impresses with a magnetic effect.



REAL CEMENT

The unusual feel of this surface is produced by creating irregular depressions in a panel made of engineered wood. It is then hand-coated with cement, silica and coloured lacquer and afterwards additionally sealed with clear varnish. Robust beauty for combinations so very rich in contrast.

Further
INFORMATION




MANHATTAN UNI



Arctic white White Magnolia Sahara Platinum grey Quartz grey Graphite Olive Black green Henna red

MANHATTAN




Kiruna birch Holm oak Chalet oak Volcanic oak Oak graphite silver Oak nero

LUCCA




Cement sapphire grey Cement agate grey Cement anthracite

ARTWOOD



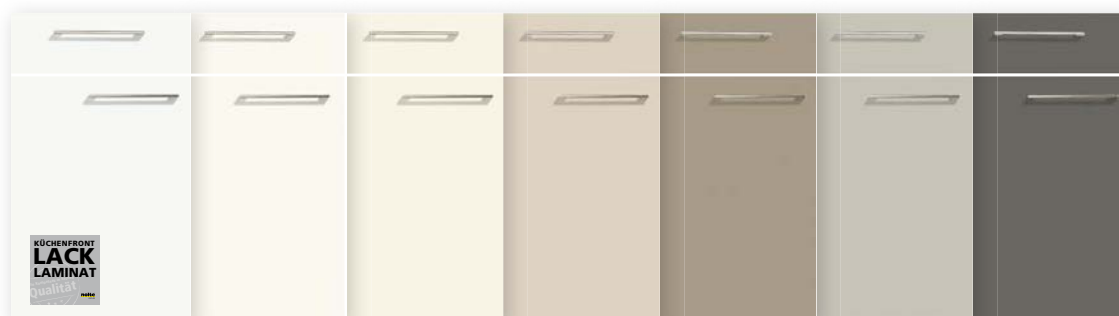
Natural bough oak Rustic wild oak Walnut royal Walnut cuba Flame scarfed oak

STONE



White concrete Concrete Basalt

FEEL




Arctic white soft mat White soft mat Magnolia soft mat Sahara soft mat Lava soft mat Platinum grey soft mat Quartz grey soft mat

METAL



Steel grey Copper oxide

LUX



High-gloss arctic white High-gloss white High-gloss magnolia High-gloss sahara High-gloss lava High-gloss platinum grey High-gloss quartz grey

PLUS



White soft mat Platinum grey soft mat Lava soft mat Quartz grey soft mat Graphite soft mat Black soft mat

VENTA



White Magnolia

FOCUS



White soft mat Platinum grey soft mat

PORTO



White soft mat Platinum grey soft mat

FINE LACK



High-gloss arctic white High-gloss white High-gloss platinum grey High-gloss graphite

FLAIR




White / Edge stainless steel look White / Edge brass look White / Edge volcanic oak



Black / Edge stainless steel look Black / Edge brass look Black / Edge volcanic oak



ALPHA LACK



High-gloss
arctic white

High-gloss
white

High-gloss
magnolia

High-gloss
sahara


SIGMA LACK



White
soft mat

Quartz grey
soft mat

NOVA LACK



High-gloss
arctic white

High-gloss
white

High-gloss
magnolia

High-gloss
sahara

High-gloss
platinum grey

High-gloss
quartz grey

High-gloss
graphite

High-gloss
deep blue

High-gloss
night black

FERRO



Blue steel

Corten steel


TAVOLA



Oak pinot

Oak barolo

PORTLAND



Cement
sapphire grey

Cement
agate grey


Cement
anthracite

GLAS TEC PLUS




High-gloss
white

GLAS TEC SATIN




White

ELEGANCE



High-gloss
white

LEGNO



Oak
champagne

Oak
truffle

Oak
sepia



Perfectly balanced *in any combination.*



Colour is
Inspiration, stimulation, creativity.

Colour is life.

And provides virtually *endless*
ways of individualising a kitchen.

Warm colours are stimulating,
while cool colours tend to be calming.

Tone in tone creates *harmony*,
while a clear contrast creates
exciting highlights.

In short: nothing influences the atmosphere
of a room more than colour.

With this in mind,
get to know our colour concept –
and get to know precisely *your kitchen.*



Arctic white



Soft Lack



Torino Lack



Avocado

Olive

Henna red

Rose hip



Platinum grey

Quartz grey

Graphite

Black green

Black

Deep blue

Blueberry

Opal



Frame Lack



Windsor Lack



Lugano Lack



PERFECT BOTH INSIDE AND OUT – OUR CARCASE DECORS

Whichever of our kitchens you choose: it's only perfect when it also meets the highest quality standards on the inside too. This is why the carcasses of every kitchen we make come with the same finish on the inside as they do on the outside to ensure an overall look of consistency – not only for wood hues but for all plain colours too.



Natural bough oak



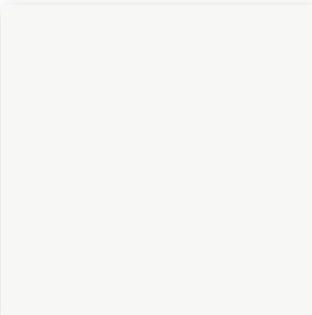
Chalet oak




Volcanic oak



Walnut royal



Arctic white



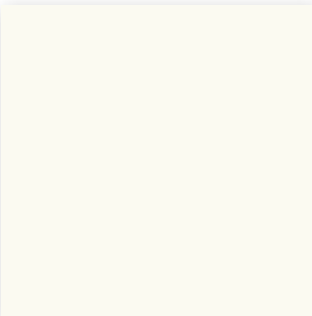
Platinum grey




Quartz grey




Graphite



Premium white



Magnolia




Sahara



Concrete



Gloss premium white



Gloss magnolia



Gloss sahara



What impresses you at first sight will continue to excite you in everyday use: harmony and perfection carried through on the inside.

SEALED IS WELL SEALED

With Nolte Küchen, you can take this quite literally: doors with edge seals close so perfectly that hardly any dust gets inside the cabinet.




NATURAL CHARM OR COOL ELEGANCE – WORKTOPS IN STONE LOOK, PLAIN COLOURED OR IN WOOD EFFECT

Once the quality is right, it's a matter of design. For our worktops, this means: the choice is entirely yours. Clear plain colours lend the kitchen elegance, with a realistic stone look giving the entire room structure. Anyone preferring a warm and homely environment in the kitchen sooner or later realises there is no way past a worktop in wood effect. Choose from a wide range of decors to suit your taste, and all of course in a high-quality finish to meet your exacting expectations on design.



Arctic white PRO



Premium white PRO



White concrete



Concrete




Cement sapphire grey




Cement agate grey



Cement anthracite



Platinum grey



Quartz grey PRO



Graphite PRO




Steel grey



Steel




Terra nova



Terra mare




Basalt




Natural stone anthracite




Java slate




Black PRO




Terrazzo bianco




White marble




Marble grey



Brown Marble




Corten steel




Copper oxide



Real glass white



Real glass quartz grey



Real glass black




Kiruna birch




Natural bough oak



Kansas oak, rough sawn



Castell oak



Oak graphite silver



Driftwood




Silver ash




Rustic wild oak



Volcanic oak




Walnut royal




Oak barriqué



Dark rustica




Beech heart



Chalet oak



Holm oak



Walnut cuba

” We don't see sustainability
as a trend. For us, sustainability
means treating people,
the environment and nature
with respect. “



Sustainability has always been a part of Nolte Küchen's corporate policy. Social responsibility, protecting the environment and conserving natural resources are always taken into account in our daily actions and thoughts in order to achieve lasting improvements for people and nature.

OUR COMMITMENT TO ...



THE COMPANY

As a matter of good corporate governance and the associated values, we have established resilient structures, processes and partnerships over a period of many years. High quality; modern aesthetics, sustainability and an attractive price-performance ratio are the factors that are always taken into account in our product range. So, for instance, over 99% of the woods we use complies with the principles of sustainable wood criteria.



THE PEOPLE

Our members of staff are particularly close to our heart. Their dedication, knowledge, experience and curiosity are what define us as Nolte Küchen. For this reason, we are pleased to assist our staff in furthering their development – both on the work side through basic and further training as well as on a private level by respecting and enhancing their work-life balance.



THE ENVIRONMENT

As a company, we have made it our aim to maintain a responsible and sustainable use of natural resources. Thanks to our effective climate management, we are able to manufacture our products in a climate-neutral manner at our two operating bases in Löhne and Melle. The main fuel sources at Nolte Küchen are certified green electricity and our boilers, which operate with offcut wood from production.



THE SOCIETY

Ever since Nolte Küchen was first founded, we have cultivated close ties with the region, and we actively foster its well-being and growth. Social commitment is a tradition for us, and we have placed great emphasis on it from the very first day. We help people and regions in emergency situations, such as educational institutions, associations and foundations that are involved in child protection. Our credo: support is given where support is needed.



Discover here the
**NOLTE
SUSTAINABILITY
REPORT**



Living in the kitchen ...

... is a message you can certainly take literally where Nolte Küchen is concerned. Here you will find everything to make your dream kitchen come true: to suit virtually any budget, any expectation and always in top quality – made in Germany.



VF-KJ23-GB

Subject to technical change without notice. Colour shades in this catalogue may sometimes vary slightly from original colours for printing and photographic reasons. Nominal charge € 5

Nolte Küchen GmbH & Co. KG | Anni-Nolte-Strasse 4 | 32584 Löhne | Phone +4957328990 | www.nolte-kuechen.com



nolte[®]
KÜCHEN